

Matching Fraction Tools

Home Link 7-10

NAME _____

DATE _____

TIME _____

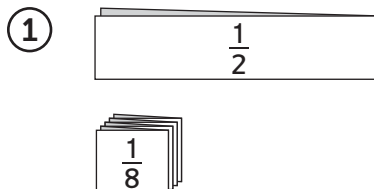
Family Note Your child has been using number lines, fraction circles, and fraction strips to learn about and represent fractions. Today your child used these tools to make and justify fraction comparisons. Encourage your child to explain how he or she matched each number sentence with a picture that represents the fraction comparison.

Please return this Home Link to school tomorrow.

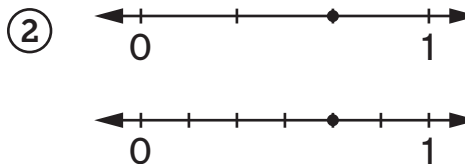
Draw a line from each number sentence to the picture that represents it.



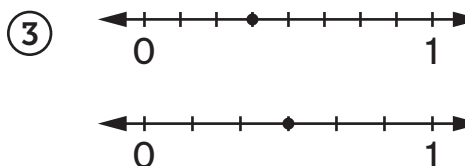
$$\frac{1}{2} > \frac{1}{8}$$



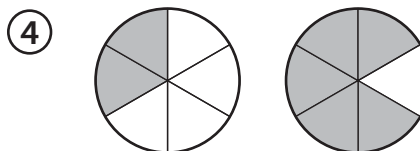
$$\frac{2}{6} < \frac{5}{6}$$



$$\frac{2}{3} = \frac{4}{6}$$



$$\frac{3}{8} < \frac{3}{6}$$



On the back of this page, write one of the above fraction number sentences. Sketch a different fraction tool that shows the same comparison.