

Equivalent Fractions

Home Link 5-3

NAME _____

DATE _____

TIME _____



Family Note Today your child continued working with fractions by finding different fractions that name the same amount of the whole, or equivalent fractions. Children identify equivalent fractions by looking at the shaded area of a figure compared to the shaded area of another same-size figure.


Please return this Home Link to school tomorrow.

The pictures show three kinds of fruit pie. Use a straightedge to do the following:


- ① Divide the peach pie into 4 equal pieces. Shade 2 of the pieces.

- ② Divide the blueberry pie into 6 equal pieces. Shade 3 of the pieces.


- ③ Divide the strawberry pie into 8 equal pieces. Shade 4 of the pieces.



peach pie



blueberry pie



strawberry pie

What fraction of each pie did you shade?

- ④ I shaded _____ of the peach pie.
Write another name for this fraction: _____

- ⑤ I shaded _____ of the blueberry pie.
Write another name for this fraction: _____

- ⑥ I shaded _____ of the strawberry pie.
Write another name for this fraction: _____

Explain to someone at home how you know that all of the fractions on this page are equivalent.