

Representing Fractions

Home Link 5-2

NAME _____

DATE _____

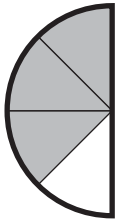

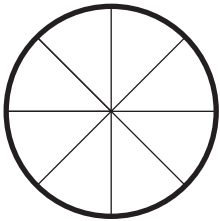
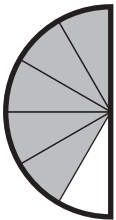

TIME _____

Family Note Today your child learned how to represent fractions in words, in standard notation ($\frac{1}{2}$, $\frac{3}{4}$, and so on), and with drawings. For each of the problems below, the whole is a different shape. Help your child relate each fraction representation to the number of equal-size parts each whole is divided into and the number of shaded equal parts.

Please return this Home Link to school tomorrow.

Complete the table.



Picture	Words	Number
<p>Example:</p> 	<p><i>three-fourths</i> <i>or 3-fourths</i></p>	$\frac{3}{4}$
<p>1.</p> 		
<p>2.</p> 	<p>three-eighths</p>	
<p>3.</p> 		
<p>4.</p> 		$\frac{2}{3}$