

# Telling Time to the Nearest Minute

## Home Link 1-5

NAME \_\_\_\_\_

DATE \_\_\_\_\_

TIME \_\_\_\_\_

**Family Note** Today your child practiced telling time to the nearest minute on analog clocks. Children used familiar times on the hour and half hour to help them read more precise times. For example, in Problem 1 the first clock shows 8:00. Children can use 8:00 as a familiar time to help them read the second clock as 8:06. They start at 8:00 and count by 5s to 8:05 and then 1 more to 8:06. As needed, help your child read and write each time.

**Please return this Home Link to school tomorrow.**


Write each time shown. Use the first clock to help you read the time on the second clock.



①



\_\_\_\_\_




\_\_\_\_\_

②




\_\_\_\_\_




\_\_\_\_\_

③



\_\_\_\_\_



\_\_\_\_\_

Talk about when you may need to tell time to the nearest minute.