

# Rounding Numbers

## Home Link 1-4

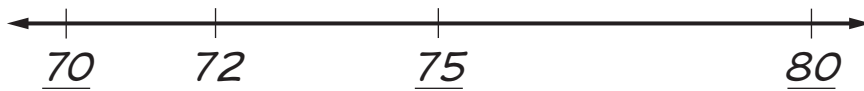
NAME \_\_\_\_\_

DATE \_\_\_\_\_

**Family Note** Today your child used open number lines (see *Example*) to help round numbers to the nearest 10 and to the nearest 100. Rounding is one way to estimate calculations. For example, to estimate  $83 - 37$ , your child can round 83 to 80 and 37 to 40, and then easily subtract  $80 - 40 = 40$ , so an estimated answer for  $83 - 37$  is about 40. The actual answer, 46, is close to 40. Have your child explain how to use an open number line to round numbers.

**Please return this Home Link to school tomorrow.**

**Example:** What is 72 rounded to the **nearest 10**? 70

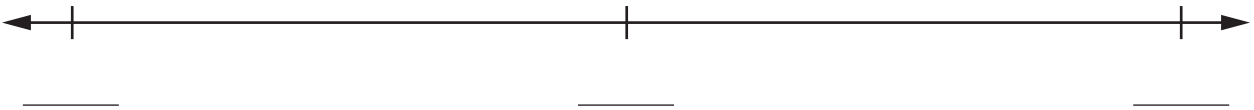


Which two multiples of 10 are closest to 72?

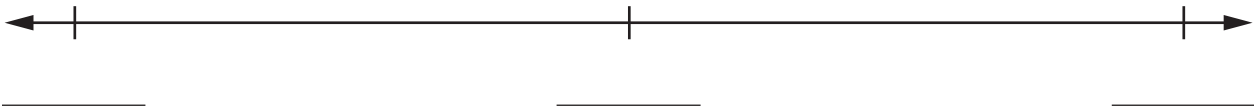
SRB  
XXX

Round each number. Show your work on an open number line.

① What is 87 rounded to the **nearest 10**? \_\_\_\_\_



② What is 283 rounded to the **nearest 100**? \_\_\_\_\_



③ Round the numbers in the problem below to the nearest 10. You may sketch an open number line to help.

Use the rounded numbers to estimate the answer. Then solve.

$$\begin{array}{r} 38 \\ + 56 \\ \hline \end{array}$$

Estimate: \_\_\_\_\_ + \_\_\_\_\_ = \_\_\_\_\_

Is your answer reasonable? \_\_\_\_\_ Explain. \_\_\_\_\_

Unit  
books